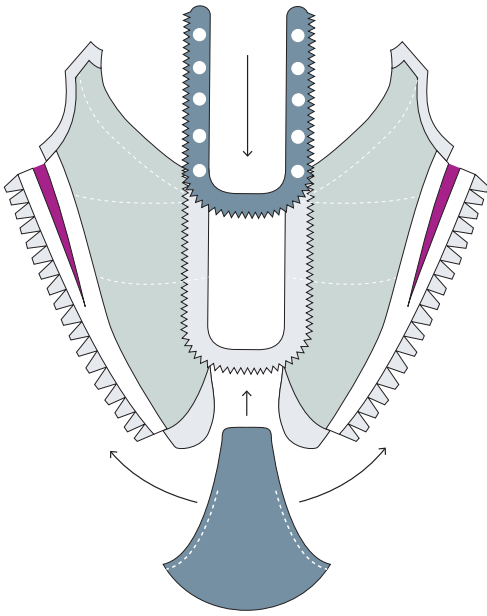
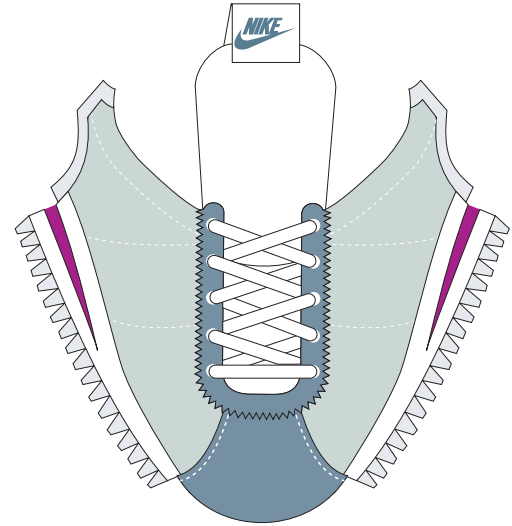



# Art & Sole: Matthew Nicholson Nike Cortez Paper Sneaker Template



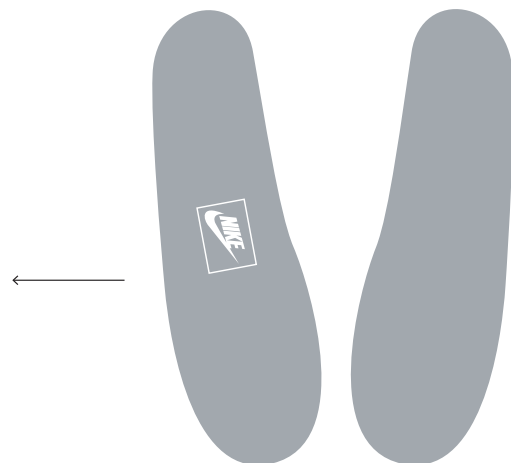
**1:** Bend and glue both the toe and eyelets on to the body of the shoe



**2:** Stick the label to the tongue then glue to the body  
**3:** Attach the lace strings then glue the tongue tab over the second row of laces



**4:** Gently bend the body of the shoe  
**5:** Assemble and bend the heel and attach to both sides of the body



**6:** Attach the sole to the base of the shoe  
**7:** Slip the inner sole inside the shoe and enjoy!

